


# RESPONSIBLE USE of PESTICIDES



## FOLLOW THESE 10 STEPS

1

Educate yourself before you buy a pesticide and only buy from reputable and authorized establishments.




2

Transport pesticides separately from people, pets and food.



3

Store pesticides separately, in a ventilated area, out of the reach of children, and in a locked area.



4

Carefully read the directions for use on the label and in the pamphlet.



5

Wear Personal Protective Equipment (PPE) during mixing and application of pesticides in the field.



6

Triple Rinse or Pressure Rinse containers immediately after using all of the product. Then pierce the container (do not store water or food in it), let it dry and take it to the nearest collection center.



7

When applying the product wear PPE at all times; use calibrated, leak-free equipment; perform applications in the early hours or late afternoon and when there is less wind; do not eat, drink or smoke during application.




8

Learn about pollinators in your area. Avoid applications during flowering times and maintain good communication with neighboring beekeepers. Protect pollinators.



9

Do not contaminate water sources or the environment by misusing pesticides or their containers. Protect the environment.



10

After applying the products, bathe with soap and water and put on clean clothes, wash the application equipment and the PPE avoiding contaminating water sources and the environment.



## IN CASE OF POISONING

Apply first aid listed on the label; take the patient immediately to the nearest medical center and take the product label with you.